

How to Make a Gomi Daiko (Garbage Can Taiko)

How to make a Gomi Daiko:

Supplies

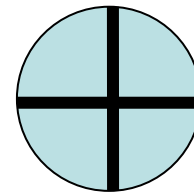
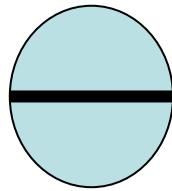
Round, plastic garbage can/any size

2 Rolls of packing tape


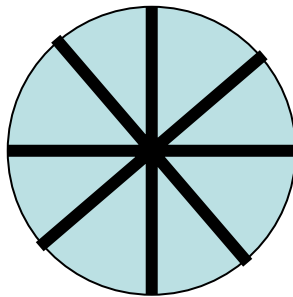
$\frac{3}{4}$ " dowel cut into 16" length. Sand and smooth the dowels and edges for your bachi (drumsticks)

Directions

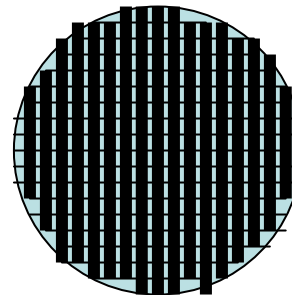

- Apply pressure to the opening of the garbage can to create a slight oval shape and apply a strip of tape across the short diameter. Make sure the tape overlaps the edges by four inches.
- Do the same oval shape in the other direction with one strip of tape. The result should be a round shape divided into quadrants.



- Apply strips in a spoke pattern overlapping half the width of the tape.



- Then straight across the spoke pattern, apply strips in one direction overlapping half the width of the tape. When you have completed, apply tape the other direction again overlapping half the width of the tape resulting in a grid pattern.



- After you have completed the taping, apply several layers of tape all around the edge of the garbage can to catch all edges of tape used for the head. Congratulations! You are the proud owner of a Gomi Daiko!

How to Make a Gomi Daiko (Garbage Can Taiko)

Fast Facts about Taiko:

- Literally translated, *taiko* means "fat drum".
- Taiko drums, or its predecessors, are believed to have arrived in Japan more than 2000 years ago from China and Korea; taking a similar path as Buddhism and other cultural traditions.
- Historically, taiko drums have been used for a variety of purposes: to intimidate and scare the enemy, as a way to communicate across the battlefield, to chase evil spirits and insects away from the rice fields, to pray for rain, to enliven festivals, and to give thanks for bountiful harvest.
- The style of taiko that most people are familiar with and that Nen Daiko plays is called *kumi-daiko*. This ensemble style is a relatively new form of taiko...a little over 50 years old. The *kumi-daiko* style began in Japan in 1951.
- *Kumi-daiko* was introduced to the U.S. by Seiichi Tanaka in 1968, when he formed the first North American taiko group, San Francisco Taiko Dojo. Tanaka Sensei has been an integral influence on the development and style of North American taiko.
- The following year, in 1969, Kinnara Taiko was founded in Los Angeles out of the Senshin Buddhist Temple. Kinnara was the first of a uniquely American hybrid - Japanese American Buddhist taiko.
- The growth and interest in taiko has been phenomenal worldwide and there are an ever-growing number of taiko groups. There are more than 200 groups here in North America, 5000 or more groups in Japan, and groups all around in the world - in Asia, South America, Europe, Australia, and New Zealand.
- To learn more about taiko or to locate a group near you, go to the Rolling Thunder website at www.taiko.com.